

# FAQs

Version 2013 or higher

## Guidance Line Management Compatibility and Exchange Options

### Summary

Guidance lines can be read in from, and written to displays such as the Trimble® FmX® integrated display, the Trimble CFX-750™ display, the AFS Pro 600/700 displays, the New Holland IntelliView displays, and Ag Leader Integra and Versa displays. The advantage with Farm Works Software® is that you can swap display brands when reading in and writing out guidance lines.

### Supported Platforms



#### Trimble (AgGPS folders)

- FmX Integrated Display
- CFX-750 Display
- EZ Guide 500



#### Ag Leader (\*.agdata/\*.agsetup files)

- Integra
- Versa



#### CNH (\*.cn1 folders/\*.vy1 files)

- Case—AFS 200, Pro 300, Pro 600/700
- New Holland—Intelliview II, Plus II, III, IV
- FM 750 (AgGPS folders)
- FM 1000 (AgGPS folders)

### Compatible Guidance Line Patterns

#### Trimble

- Straight AB
- A+
- Curve
- \*Pivot
- Headland
- Freeform

#### Ag Leader

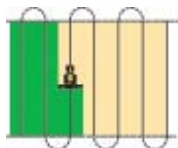
- Straight AB
- Heading
- \*Pivot
- Adaptive Curve
- Identical Curve
- Smart Path

#### CNH


- Straight
- Heading
- \*Circle
- Curve
- \*Spiral
- Field

*\*Trimble and Ag Leader pivot patterns as well as CNH circle and spiral patterns should not be edited in Farm Works. The patterns can be deleted; however, editing the patterns will make the lines unrecognizable by the display.*

### Trimble Guidance Line Patterns (for reference)



Straight AB



A+



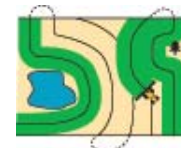
Curve



Pivot



Headland



Freeform

**This document is for informational purposes only and is not a legally binding agreement or offer. Trimble makes no warranties and assumes no obligations or liabilities hereunder.**

## Guidance Line Exchange Options

### Trimble and CNH

- \*Trimble Straight AB  $\Leftrightarrow$  CNH Straight
- Trimble A+  $\Rightarrow$  CNH Straight
- CNH Heading  $\Rightarrow$  Trimble Straight AB
- \*Trimble Curve  $\Leftrightarrow$  CNH Curve
- CNH Field  $\Rightarrow$  Trimble Curve and Straight AB

*\*can work in reverse*

### Trimble and Ag Leader

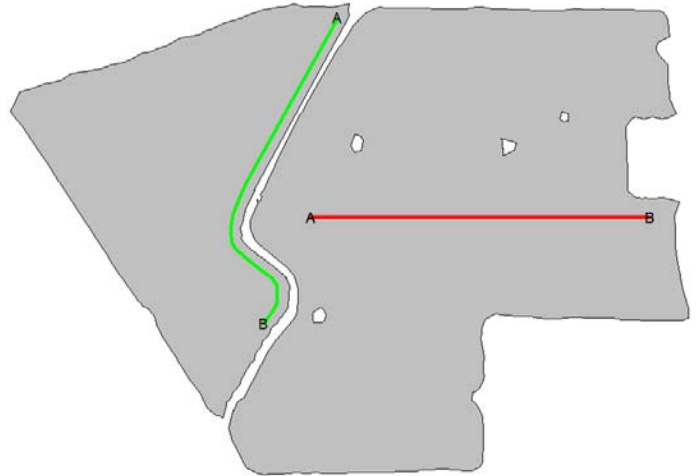
- \*Trimble Straight AB  $\Leftrightarrow$  Ag Leader Straight AB
- Trimble A+  $\Rightarrow$  Ag Leader Straight AB
- Ag Leader Heading  $\Rightarrow$  Trimble Straight AB
- Trimble Curve  $\Rightarrow$  Ag Leader Identical Curve
- Ag Leader Adaptive & Identical Curve  $\Rightarrow$  Trimble Curve

*\*can work in reverse*

### CNH and Ag Leader





- \*CNH Straight  $\Leftrightarrow$  Ag Leader Straight AB
- CNH Heading  $\Rightarrow$  Ag Leader Straight AB
- Ag Leader Heading  $\Rightarrow$  CNH Straight
- CNH Curve  $\Rightarrow$  Ag Leader Identical Curve
- Ag Leader Adaptive & Identical Curve  $\Rightarrow$  CNH Curve
- CNH Field  $\Rightarrow$  Ag Leader Identical Curve & Straight AB

*\*can work in reverse*



Farm Works Information Management  
A Division of Trimble  
P.O. Box 250  
Hamilton, IN 46742  
USA  
[www.farmworks.com](http://www.farmworks.com)



 +1 800-282-4103  
 +1 888-309-4990  
 +44 1786-465100  
 +1 260-488-3492

